

# Hampton




## Dual Motor Lift Chair

The HAMPTON lift chair by Eclipse Medical is our classic pillow back model, offering an unparalleled level of support and comfort. The adjustable fill pillow back allows the individual to customize each chair to their unique liking. The Hampton chair is a market leader in aesthetics, performance and quality.

- > Infinite position
- > Head & armrest covers
- > Dual side pockets
- > Removable back
- > Integrated battery back-up
- > Chairs are available in the colour and model of your choice:


### FABRIC




Leaf Green



Malt Brown




Plum Red




Sky Blue

### LEATHERETTE



Chocolate Brown



Licorice Black



**\$1,499.00**  
MSRP

### Hampton Specifications

#### Sitting Position

Overall width.....	33.4"
Overall front to back.....	36.2"
Inside arms.....	22"
Seat depth.....	20.8"
Back height.....	27.9"
Seat edge to floor.....	20"
Back edge to floor.....	48"
Arm height to seat.....	6.4"

#### Standing Position

Top of back to floor.....	58.2"
Seat edge to floor.....	22.4"

#### Recline Position

Back angle.....	180°
Chaise angle.....	180°
Overall front to back.....	72.8"
Edge to footrest.....	20"
Distance from wall.....	23.6"

#### General

Position range.....	Infinite
Pockets (W x H).....	29.1" x 9.4"
Headrest cover.....	Yes
Armrest cover.....	Yes
Battery backup.....	Yes
Weight capacity.....	375 lbs