

# Tuscany



## Single Motor Lift Chair


The TUSCANY lift chair by Eclipse Medical is our contemporary model, offering exceptional lumbar support and comfort. The Tuscany chair with its deluxe style, colours and fabrics will complement any room with a touch of elegance and warmth.

- > Head & armrest covers
- > Dual side pockets
- > Removable back
- > Integrated battery back-up
- > Chairs are available in the colour and model of your choice:

### FABRIC




Leaf Green



Malt Brown




Plum Red




Sky Blue

### LEATHERETTE



Chocolate Brown



Licorice Black



**\$1,199.00**  
MSRP

### Tuscany Specifications

#### Sitting Position

Overall width.....	32.6"
Overall front to back.....	37.4"
Inside arms.....	21.6"
Seat depth.....	20"
Back height.....	26.3"
Seat edge to floor.....	20"
Back edge to floor.....	43.3"
Arm height to seat.....	6.2"

#### Standing Position

Top of back to floor.....	59"
Seat edge to floor.....	25.2"

#### Recline Position

Back angle.....	150°
Chaise angle.....	175°
Overall front to back.....	66.1"
Edge to footrest.....	23.2"
Distance from wall.....	15.7"

#### General

Position range.....	3
Pockets (W x H).....	29.1" x 9.4"
Headrest cover.....	Yes
Armrest cover.....	Yes
Battery backup.....	Yes
Weight capacity.....	300 lbs